


SENIOR TORNADO

ZACT CRAFT SENIOR TORNADO

[CLICK HERE](#)

Line up
- Length: 100mm
- Weight: 1.7g



SENIOR TORNADO

Senior Tornado is an essential item that allows anyone to easily catch rainbow trout at managed fishing spots.

It rotates around the swivel and uses its vibrations to attract fish and eat them with its color, making it extremely hard to scratch, so even children and beginners can expect to catch fish.

When you catch a fish, the wire stretches, so use your fingers or a device to return it to a shape that stimulates the fish, then resume fishing.

How to use Senior Tornado



①

After taking it out of the package, hold it in your hand in an upright position.



②

Hold the eye on the side with the hook between your thumb and index finger and wrap it around your index finger.



③

There are individual differences, but it can be wrapped around one turn.



④

Gently remove your index finger and it will look like the photo.



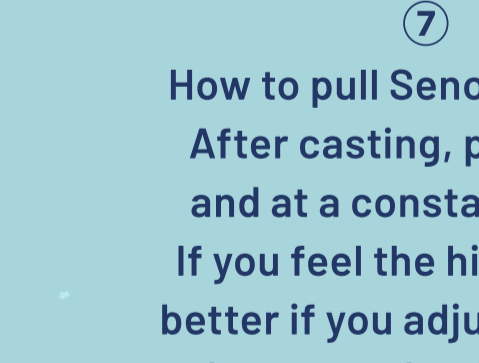
⑤

Adjust the shape and complete.



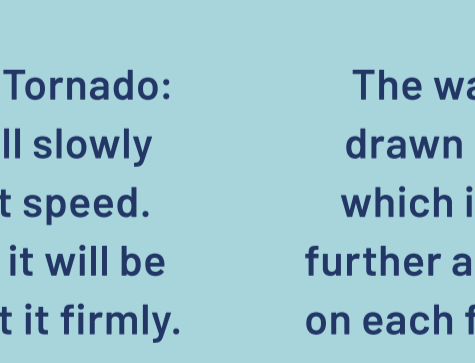
⑥

For the ideal shape, set the eye on the hook side and the eye on the snap side in a straight line.



⑦

How to pull Senior Tornado:
After casting, pull slowly and at a constant speed. If you feel the hit, it will be better if you adjust it firmly. Increases hooking rate



⑧

The way the tornado is drawn and the speed at which it is pulled can be further adjusted depending on each fishing spot. I think you can try rewinding it if you come across a thread.

